


EDUCATIONAL ACTIVITIES



ARLO
DRAWS
AN OCTOPUS

words by
Lori Mortensen

pictures by
Rob Sayegh Jr.



ABRAMS

ABOUT THE BOOK


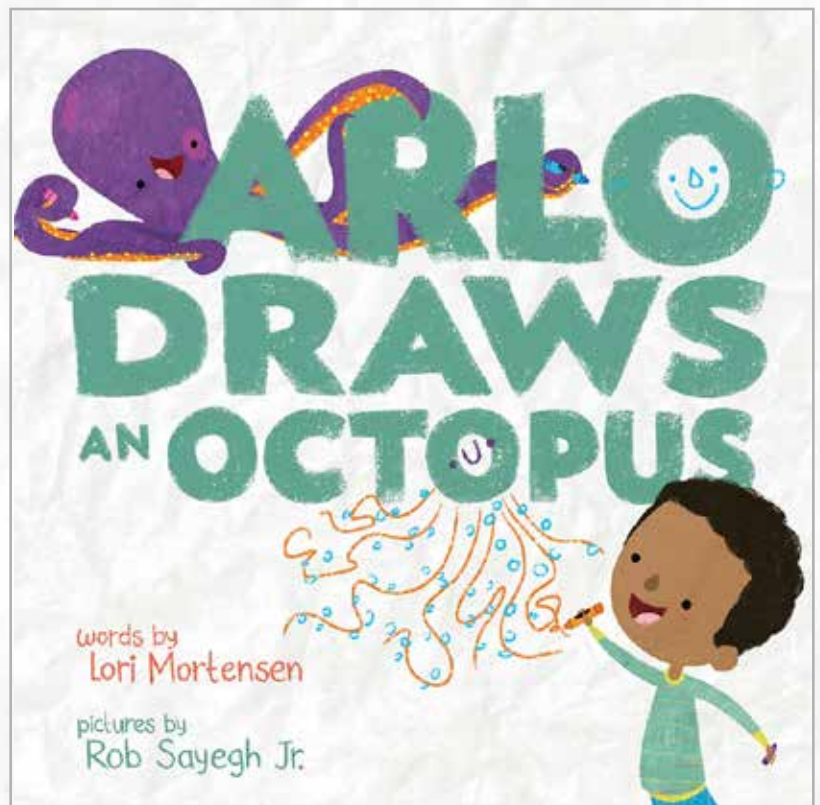
When Arlo decides to draw an octopus, he can't help but think that maybe he's just not an octopus drawer. His drawing has a head that looks like a hill and eight squiggly arms that look like roads. It's an octopus *disaster-piece*! But just as Arlo vows to never draw an octopus again, he makes a discovery that changes his perspective about his drawing . . . and much more!

This endearing and relatable story gives readers of all ages a gentle reminder that we're better than we may think. Sometimes all it takes is a second look.

THEMES

- ◻ Drawing
- ◻ Octopuses
- ◻ Art
- ◻ Friendship
- ◻ Character Education:

self-confidence, self-acceptance, expectations, and optimism



BEFORE YOU READ

- Talk about octopuses; where they live and what they do.
- Talk about the process of drawing.

AFTER YOU READ

Art

- Have students draw their own octopus. What was hard? What was easy?
- After drawing an octopus once, is there anything they'd do differently next time? Why? Talk about the value of practice.
- Allow students to choose what to draw. What did they choose and why?

Character Education

- Arlo became frustrated when his drawing didn't turn out the way he wanted. Discuss what we can do when we're frustrated.
- When Arlo saw his finished picture, he was unhappy. Yet, when the Arlo and the octopus saw each other's drawing, they thought the drawings were fine. Explain how this could be.
- Arlo and the octopus both liked to draw. Discuss how this led to a new friendship.
- What are other ways to make a friend?



Geography

- Octopuses are fascinating creatures. Use a map to show where octopuses live around the world.
- How many species of octopus are there? How have they adapted to live in these different places?

Language Arts

- Ask students to make up their own story about an octopus.
- After reading the book, ask students to make up their own ending. Arlo says he'll never draw an octopus again. Then what happens?
- Ask students to draw an animal. Then ask them to write their own story with that animal as a main character.

Research

- Ask students to research octopuses. How many species are there? What characteristics do they have in common? How are they different from each other?
- Do octopuses change color?
- How do they propel themselves?
- Do octopuses live alone or in groups? If there is a group, what is it called?
- Octopuses are great escape artists. Ask students to find stories about the clever ways octopuses have escaped from tanks, etc.
- People have told stories about octopuses for hundreds of years. One mythical story is told about the monstrous Kraken that rose up out of the sea and crushed ancient sailing ships. What other stories, myths, and legends about octopuses can you find?



Social Studies

- Ask students to discuss why Arlo and the octopus became friends.
- Study the illustrations. What else might Arlo and the octopus have in common?

Fun Octopus Facts

- Octopuses are masters of disguise. In addition to changing their color, they can change their shape. This allows them to squeeze through openings as small as the size of their beak.
- Octopuses have unusual anatomy. They have three hearts and blue blood instead of red blood.
- Octopuses have nine brains; one large brain in their heads, and eight smaller ones in each of their eight legs.
- Octopuses' suction cups are very powerful. They can hold something that's as heavy as a cinder block and can easily pry open clams, crabs, lobsters, and other prey.
- When they feel threatened, octopuses can shoot ink to confuse predators.
- The biggest octopus is the giant Pacific octopus. It weighs as much as a baby hippo and is as big as a 6 ft. tall man. The smallest octopus is *Octopus wolfi*. It's so small, it can sit on the end of your finger.



HOLIDAYS & OBSERVANCES

January

- 13 - Make Your Dream Come True Day
- 31 - Inspire Your Heart with Art Day

February

- 11 - Make a Friend Day
- 14 - Library Lovers Day

March

- 16 - Everything You Do is Right Day
- 19 - Absolutely Incredible Kid Day
- 31 - National Crayon Day

April

- 2 - Children's Book Day
- 14 - 15 - World Art Day
- 23 - Take a Chance Day
- 27 - Tell a Story Day

May

- 16 - National Drawing Day

June

- 8 - Best Friends Day
- 8 - World Ocean Day

July

- 30 - National Day of Friendship

August

- 1 - Friendship Week (third week)
- 5 - Friendship Day
- 9 - Book Lover's Day

September

- 6 - Read a Book Day
- 10 - Swap Ideas Day
- 13 - Positive Thinking Day

October

- 8 - World Octopus Day
- 27 - National Tell a Story Day

November

- 1 - Author's Day
- 13 - Young Readers Day



ADDITIONAL ACTIVITIES

Additional activities can be found at the end of the booklet. These include:

- Coloring book pages
- How to draw an octopus worksheet



BIOS



Lori Mortensen drew a lot of pictures when she was little, including a few crumpled “disaster-pieces”! Today, she is the author of many popular children’s books, including *Cowpoke Clyde* and *Dirty Dawg* illustrated by Michael Allen Austin and *If Wendell Had a Walrus* illustrated by Matt Phelan. Lori lives in Northern California with her family and her cat, Max, who’d much rather nap than draw. For more information, visit www.lorimortensen.com.




Rob Sayegh Jr. is an author and illustrator who loves creating playful worlds with funny characters to make families giggle together. He is a professional snack taste-tester, falls in love with every dog he meets, and draws in crayon, just like Arlo. Rob has spent most of his life designing toys to encourage kids to constantly play, learn, and imagine new possibilities. Rob currently lives with his family in San Francisco, California.

For more information, visit www.robsayart.com.




How to Draw an Octopus

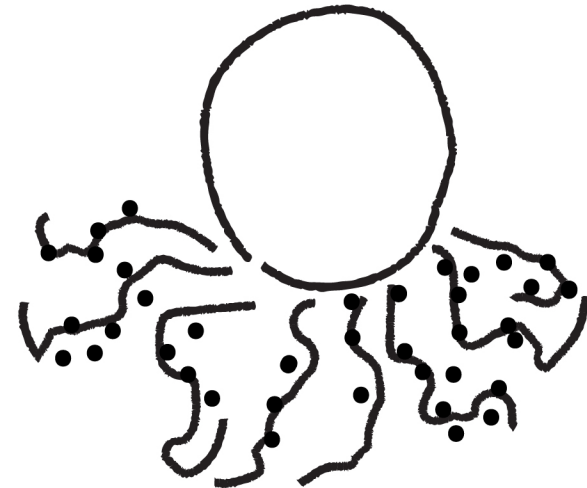
1. Draw a big round head




2. Add 8 squiggly arms



3. Draw all those little suction cups





4. Add 2 eyes and a big smile.



you're
DONE!







**ARLO
DRAWS
AN OCTOPUS**

words by lori Mortensen pictures by Rob Sayegh Jr.

Illustrations © 2021 Rob Sayegh Jr.